

# INA-W910R

## Owner's Manual



### SD Video Player for INA-W910R

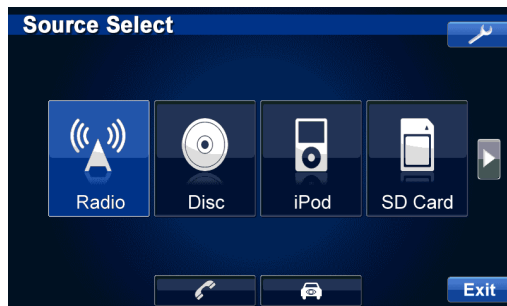
UK English

February 2011, Version 1.0

The integrated SD Video Player allows DivX4.xx/DivX5.xx files to be played back.

It is recommended that you use SDHC cards Class 6 or higher to achieve high performance. The resolution should be reduced to CIF to optimize playback results, as a higher resolution might cause frame drop.

Select the SD Video Player as source by touching **SD Card** in the Source Select menu.



### Display for SD Video Main Menu Page 1



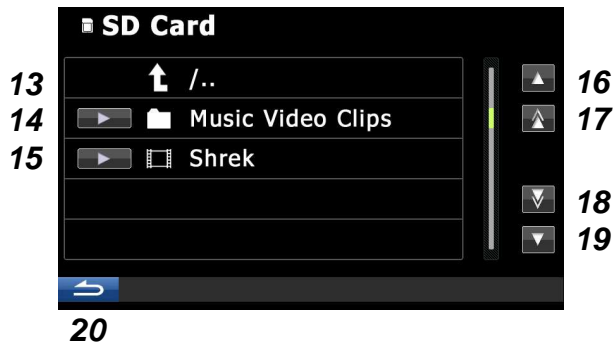
- 1 – Press this button during playback to jump to the beginning of the video or to jump back to the previous file when playing back a folder
- 2 – Fast Backward – Press and hold this button during playback to fast backward
- 3 – Play/Pause button – Press this button to pause, press it again to play the video
- 4 – Fast Forward – Press and hold this button during playback to fast forward
- 5 – Press this button during playback to jump to the next file when playing back a folder
- 6 – Press this button to access the SD Video SD Card Content screen
- 7 – Main Menu Page 1 – press this button to access Page 2


## Display for SD Video Main Menu Page 2



- 8** – SUB T. (Subtitles) – Press this button to activate/deactivate subtitles
- 9** – WIDE – Press this button to change to wide screen or original size, press it again to return to normal screen
- 10** – M.I.X. – Press this button to playback files in random order
- 11** – Repeat – Press this button to continuously repeat playing back the files
- 12** – Main Menu Page 2 – press this button to access Page 1

## Display for SD Video SD Card Content



- 13** – Press this button to access the previous folder
- 14** – Press this button to open the folder and access subfolders/files, press the arrow  to play all files in this folder
- 15** – Press this button to play the file
- 16** – Scroll to the previous folder/file
- 17** – Scroll to the first folder/file
- 18** – Scroll to the last folder/file
- 19** – Scroll to the next folder/file
- 20** – Return to the Main Menu Page 1

### Note:

After 5 seconds the full screen is displayed. To display the menus again, touch any location on the display screen.

To watch the video screen the Parking Brake must be engaged.